



District Report Card: 2017


| | |
|-------------------------|--------------------------|
| State: Rajasthan | District: Tonk |
| Class: 5 | Subject: Language |
| Schools: 54 | Students: 703 |


Participation/Coverage


Students

| | | | | |
|--|--------|-------|--------|-------|
| <div>GENDER</div> <div></div> | Boys | | Girls | |
| | Number | % | Number | % |
| | 271 | 38.55 | 432 | 61.45 |

| | | | | |
|---|--------|-------|--------|------|
| <div>AREA</div> <div></div> | Rural | | Urban | |
| | Number | % | Number | % |
| | 681 | 96.87 | 22 | 3.13 |

| | | | | | | | | |
|--|--------|-------|--------|-------|--------|-------|--------|------|
| <div>CATEGORY</div> <div></div> | SC | | ST | | OBC | | GEN | |
| | Number | % | Number | % | Number | % | Number | % |
| | 173 | 24.61 | 151 | 21.48 | 355 | 50.50 | 24 | 3.41 |

| | | | | | | |
|--|----|----|----|------|----|-----|
| <div>CWSN</div> <div></div> | LD | VI | HI | S&LD | ID | Oth |
| | 1 | 0 | 2 | 0 | 2 | 2 |

| | | | | |
|--|------------|--------|------------------|------|
| <div>Management</div> <div></div> | Government | | Government-aided | |
| | Number | % | Number | % |
| | 703 | 100.00 | 0 | 0.00 |

Average Performance of Students in Language (%)

| Overall | Gender | | Area | | Management | | Social Group | | | |
|---------|--------|--------|-------|-------|------------|-------|--------------|-------|-------|-------|
| | Male | Female | Rural | Urban | Govt. | Aided | SC | ST | OBC | GEN |
| 67.33 | 68.44 | 66.64 | 67.47 | 63.03 | 67.33 | 0.00 | 64.59 | 67.55 | 68.15 | 73.61 |

Performance on Learning Outcomes (LOs)

| Learning Outcomes | Description | Average Performance(%) |
|-------------------|--|------------------------|
| L504 | Reads and comprehends independently storybooks, news items/ headlines, advertisements etc. | 65.80 |
| L508 | Reads text with comprehension, locates details and sequence of events | 68.09 |

| Range of Performance of Students who Answered Correctly | | | | | | | |
|---|------|-----------|-------|-----------|-------|-----------|-------|
| Below 30% | | 30% - 50% | | 50% - 75% | | Above 75% | |
| Number | % | Number | % | Number | % | Number | % |
| 45 | 6.40 | 109 | 15.50 | 271 | 38.55 | 278 | 39.54 |

Lowest Performing Learning Outcomes (LOs)

- 1 - Reads and comprehends independently storybooks, news items/ headlines, advertisements etc. (65.80)
- 2 - Reads text with comprehension, locates details and sequence of events (68.09)